


# Thermostats

## Radiant, Conventional & Heat Pump Thermostats




### Thermostat Classic Series

Operate stand-alone & WiFi thermostats in an on/off hydronic heating zone to gain energy savings and indoor comfort.

Product	Type	Description	Auxiliary Sensor Options
	518	Thermostat 518 One Stage Heat	Room, Floor, Outdoor
	519	Radiant Thermostat 519 One Stage Heat (Includes Slab Sensor 079)	Room, Floor, Outdoor
	521	Programmable Thermostat 521 Two Heat or Heat-Cool (Includes Slab Sensor 079)	Room, Floor, Outdoor
	560	Thermostat 560 One Stage Heat	Room, Floor, Outdoor
	561	WiFi Thermostat 561 One Stage Heat	Room, Floor, Outdoor
	562	WiFi Thermostat 562 Two Stage Heat, One Stage Cool, Fan	Room, Floor, Outdoor
	563	WiFi Thermostat 563 Conventional 2H/2C or Heat Pump 4H/2C	Room, Floor, Outdoor, Humidity
	564	Invita® WiFi Thermostat 564 Solves the 2-wire problem. White finish.	Room, Floor, Outdoor, Humidity
	564B	Invita® WiFi Thermostat 564B Solves the 2-wire problem. Black finish.	Room, Floor, Outdoor, Humidity
	565	Thermostat 565 Solves the 2-wire problem. White finish.	Room, Floor, Outdoor, Humidity

### Thermostat Performance & Designer Series

Use tekmarNet® communication between the thermostats and the system control to optimize energy savings and comfort.

Two or Four-Wire Product	Type	Description	Auxiliary Sensor Options
	532	tekmarNet® Thermostat 532 One Stage Heat	Room, Floor, Outdoor
	552	tekmarNet® Thermostat 552 One Stage Heat	Room, Floor, Outdoor
	553	tekmarNet® Thermostat 553 Two Stage Heat, One Stage Cool, Fan	Room, Floor, Outdoor, Duct, Coil
	554	tekmarNet® Thermostat 554 One Stage Heat, One Stage Cool, One Fan	Room, Floor, Outdoor
	557	tekmarNet® Thermostat 557 Radiant Floor, 2 Heat Pump/Cool, Backup, Humidity	Room, Floor, Outdoor, Duct, Coil, Humidity

### ► Compare Thermostats

System Requirements		518	519	521	532	554	552	553	557	560	561	562	563	564 564B	565
<b>Heat Stages</b> 2 Stage Example: Radiant 1 <sup>st</sup> stage & fan coil 2 <sup>nd</sup> stage		1	1	1 or 2*	1	1	1	2	2	1	1	2	2	2	2
<b>Cool Stages</b> 2 Stage Example: 2 stage air conditioner		-	-	1	-	1	-	1	2	-	-	1	2	2	2
<b>Heat Pump Stages</b> For direct control of heat pump from thermostat		-	-	-	-	-	-	1	2	-	-	-	4	4	4
<b>Fan/ERV/HRV Ventilation</b>		-	-	1	-	1	-	1	1	-	-	1	1	1	1
<b>Auxiliary Sensor Inputs</b> Number of external sensor connections		1	1	2	2	2	2	2	3	2	2	2	3	3	3
<b>Auxiliary Sensor Input Options</b> Support a wider range of applications with these types of external sensors	Outdoor	●	●	●	●	●	●	●	●	●	●	●	●	●	●
	Room	●	●	●	●	●	●	●	●	●	●	●	●	●	●
	Floor	●	●	●	●	●	●	●	●	●	●	●	●	●	●
	Duct	-	-	-	-	●	-	●	●	-	-	-	-	-	-
	Coil	-	-	-	-	●	-	●	●	-	-	-	-	-	-
	Humidity	-	-	-	-	-	-	-	●	-	-	-	●	●	●
<b>Humidity Control</b> On-board humidity sensor		-	-	-	-	-	-	●	●	-	-	-	●	●	●
tekmarNet® Communication - 2 or 4 wire Number of conductors for power & communication		-	-	-	2 or 4	2 or 4	2 or 4	2 or 4	2 or 4	-	-	-	-	-	-
<b>Radiant Floor Heating</b> Designed to operate for maximum comfort		●	●	●	●	●	●	●	●	●	●	●	●	●	●
<b>Radiant Floor Cooling</b> Cool using radiant cooling		-	-	-	-	-	-	●	●	-	-	-	-	-	-

\*If 2 heat stages are used, then no cooling is available

Features & Benefits		518	519	521	532	554	552	553	557	560	561	562	563	564 564B	565
<b>Built-In Programmable Schedule</b> Program savings without affecting comfort		-	-	●	-	●	●	●	●	●	●	●	●	●	●
<b>Touchscreen Technology</b> Large touchscreen makes programming easy		-	-	-	-	●	●	●	●	●	●	●	●	●	●
<b>Mobile App Remote Access</b> Adjust thermostat settings from the tekmar Connect app using a WiFi connection		-	-	-	-	-	-	-	-	-	●	●	●	●	-
<b>Gateway Remote Access</b> Access tekmarNet® systems via the Internet with a Gateway 486		-	-	-	●	●	●	●	●	-	-	-	-	-	-
<b>System Wide Control</b> Add a User Switch to quickly override all thermostats		-	-	-	●	●	●	●	●	-	-	-	-	-	-
<b>Zone Synchronization</b> Coordinate heat demands, minimize equipment cycling		-	-	-	●	●	●	●	●	-	-	-	-	-	-
<b>Air Group Master</b> Interlock multiple heating zones within a single cooling zone		-	-	-	-	●	-	●	●	-	-	-	-	-	-
<b>Air Group Member</b> Interlocked by the 'Air Group Master'		-	-	-	●	-	●	●	-	-	-	-	-	-	-
<b>Supports Network Scheduling</b> Centralized scheduling for all thermostats		-	-	-	●	●	●	●	●	-	-	-	-	-	-
<b>Integrate with Home Automation Systems</b> Connect with a Gateway 482		-	-	-	●	●	●	●	●	-	-	-	-	-	-